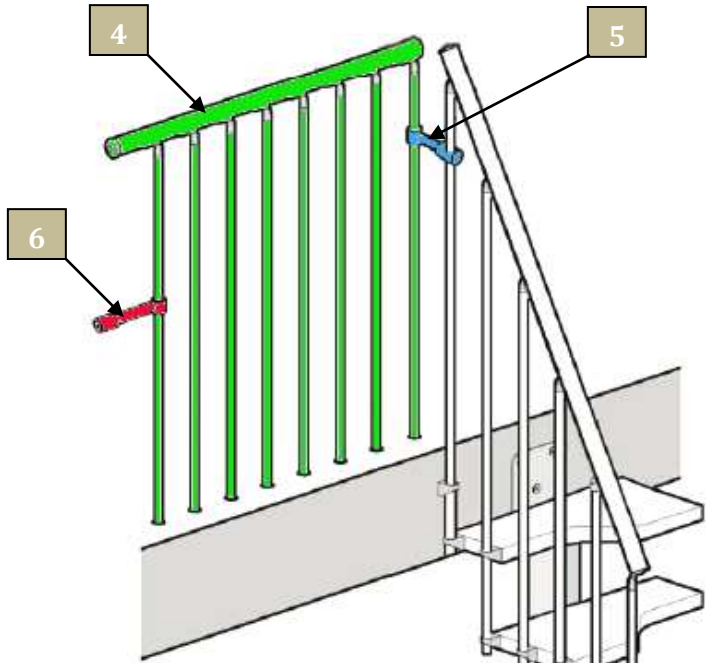
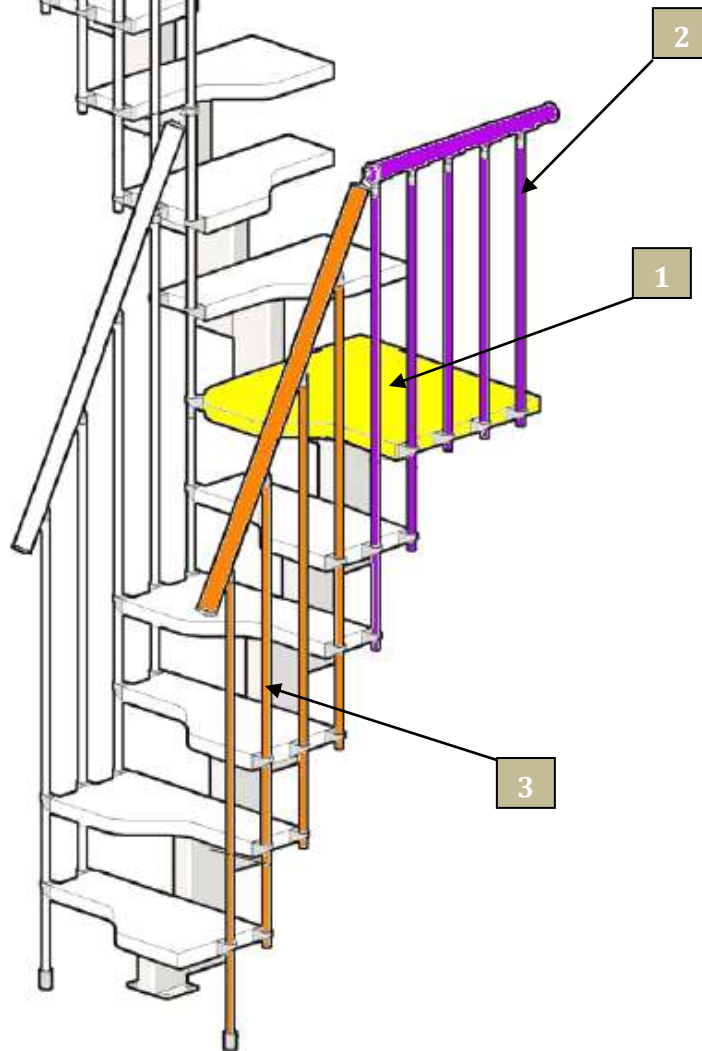


# Gamia Mini - Accessories

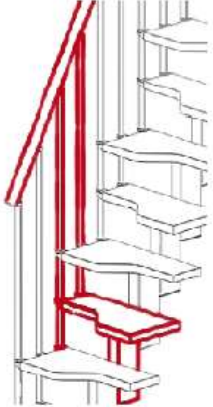


	Product	Product Code
1	Landing Tread Kit	<b>MP004</b>
2	External Railing Kit for Landing Tread	<b>MP005</b>
3	External Railing Kit	<b>MP002 or MP003</b>
4	Balustrade Kit (1 metre)	<b>MP007</b>
5	Baluster to Baluster - Strengthener kit	<b>MP011</b>
6	Baluster to Wall - Strengthener kit	<b>MP010</b>

*Product Descriptions are detailed on Page 2 & 3*



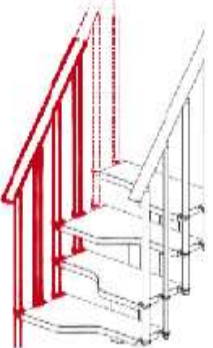
## Main Accessories:



### **Additional Tread Kit:**

The tread kits are supplied with a tread, 1 x spindle and 1 x section of beech handrail.

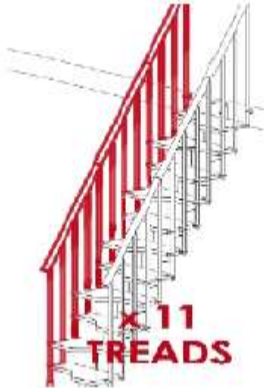
Code: MP001



### **External Railing Kit (for 3 treads):**

Required when putting the balustrade on the 2<sup>nd</sup> side of the Stair (lower treads) just before a landing tread.

Code: MP002



### **External Railing Kit (for 11 treads):**

Required when putting the balustrade on the 2<sup>nd</sup> side of the Stair for a straight flight.

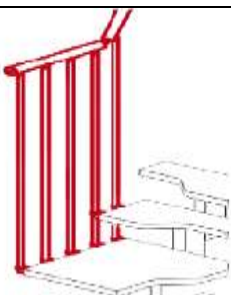
Code: MP003



### **Landing Tread Kit:**

The landing tread can be used to achieve an “L” shape configuration. 2 No. Kits would be required for a “U” shape configuration.

Code: MP004



### **External Railing Kit for Landing Tread:**

Fitted to the landing tread to close off the side of the landing which is not positioned against a wall.

Code: MP005

**NO  
PICTURE**

**Riser Bar Kit:**

Fitted to the underside of the treads so it reduces the space and conforms to the 100mm gap rule (Building Regs).

Code: MP006

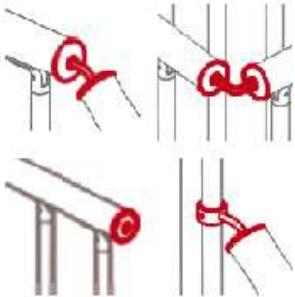
**Upper Floor Balustrade Accessories:**



**Balustrade Kit (1 metre):**

Includes 8 balusters (silver grey) complete with fixings, end caps and a solid beech handrail. Multiple kits required for longer runs.

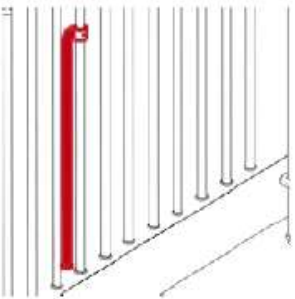
Code: MP007



**Handrail Steel Connector Kit:**

Supplied with 3 x angle connectors and 1 x end cap, suitable for connecting handrails at angles.

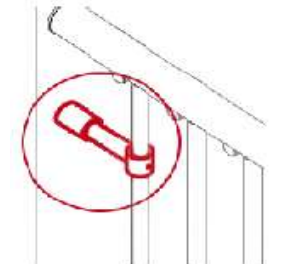
Code: MP008



**Baluster to Floor - Strengthener kit:**

Provides extra strength to a Balustrade kit (MP006) when one or more Balustrade kits have been used in a straight run.

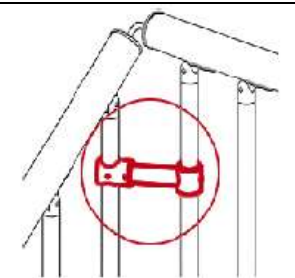
Code: MP009



**Baluster to Wall - Strengthener kit:**

Provides extra strength when securing a Balustrade kit (MP006) to a wall.

Code: MP010



**Baluster to Baluster - Strengthener kit:**

Provides extra strength when securing two Balustrade kits (MP006) together at a 90 degree turn.

Code: MP011