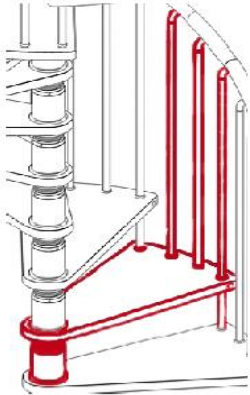
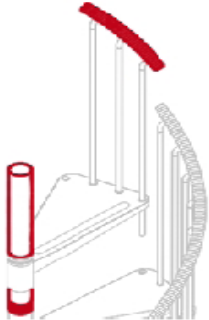
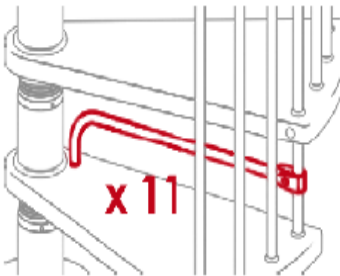

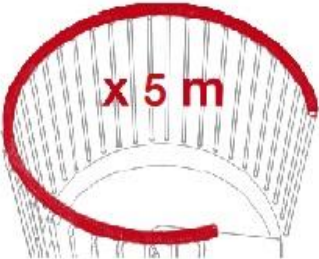
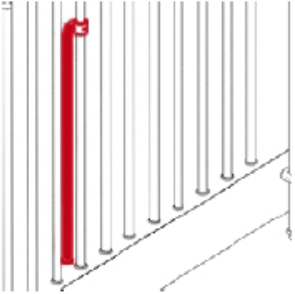
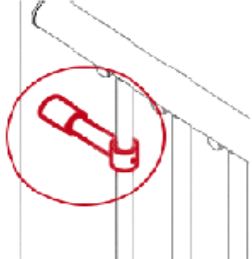
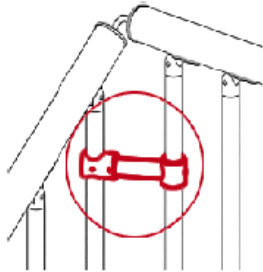


Gamia Metal - Accessories

Main Accessories:	
	<p>Additional Tread Kit: (1200 & 1400mm Diameters): The tread kits are supplied with a tread, spindles and spacers (to adjust the rise). <u>No handrail</u> is supplied with the tread kit.</p> <p style="text-align: right;">Code: GM001</p>
	<p>Column Kit (Centre Post): An extension post used when the Gamia Stair Kit has 15 risers and above. The post also comes supplied with a section of either white or grey plastic handrail.</p> <p style="text-align: right;">Code: GM002</p>
	<p>Riser Bar Kit: Supplied with 11 steel bars, one fitted to each tread so it conforms to the 100mm gap rule (Building Regs). The riser bars are available in a white or silver grey colour</p> <p style="text-align: right;">Code: GM003</p>
Upper Floor Balustrade Accessories:	
	<p>Balustrade Kit: Includes 8 balusters (white, silver grey, red, blue, yellow or green) complete with fixings, end cap and a 1 metre plastic handrail section.</p> <p style="text-align: right;">Code: GM004</p>
	<p>Handrail Kit (5 metres): A coiled white or grey plastic handrail to be used with one or more Balustrade kits (GM004). Ideal for circular ceiling openings</p> <p style="text-align: right;">Code: GM005</p>

 A technical line drawing showing a red L-shaped strengthener kit being inserted into the base of a balustrade. The kit has a vertical section that fits into the bottom of a baluster and a horizontal section that fits into the floor. The balustrade consists of several vertical balusters and a handrail.	<p>Baluster to Floor - Strengthener kit: Provides extra strength to a Balustrade kit (GM004) when one or more Balustrade kits have been used in a straight run.</p> <p style="text-align: right;">Code: GM006</p>
 A technical line drawing showing a red U-shaped strengthener kit being inserted into the top of a balustrade. The kit has two curved ends that fit into the top of two adjacent balusters. A red circle highlights the kit. The balustrade consists of several vertical balusters and a handrail.	<p>Baluster to Wall - Strengthener kit: Provides extra strength when securing a Balustrade kit (GM004) to a wall.</p> <p style="text-align: right;">Code: GM007</p>
 A technical line drawing showing a red U-shaped strengthener kit being inserted into the top of two balusters. The kit has two curved ends that fit into the top of two adjacent balusters. A red circle highlights the kit. The balustrade consists of several vertical balusters and a handrail.	<p>Baluster to Baluster - Strengthener kit: Provides extra strength when securing two Balustrade kits (GM004) together at a 90 degree turn.</p> <p style="text-align: right;">Code: GM008</p>